

SUPPLIED BY

SYNTECH[®]
SURFACE FINISHING SPECIALISTS



EcoQuip 2

Vapor Abrasive[®] Blast Equipment



PROVEN QUALITY. LEADING TECHNOLOGY.

EcoQuip² Makes Any Job Easier

Compare for yourself

EcoQuip 2 helps expand your business with different applications

Concrete repair, coating removal, steel surface preparation and graffiti removal are potential applications of EcoQuip 2. The versatility of EcoQuip 2 is one of the characteristics that makes this equipment so remarkable. The best part is how easy it is to switch from one application to another. EcoQuip 2 is designed to accept any media heavier than water and has a blast rating of up to 175 psi.

Expanding your business

With EcoQuip 2, contractors are no longer limited to just one or two types of jobs. Instead of just focusing on steel surface preparation, that same contractor could now expand their business into the concrete repair or restoration market using the same equipment.

EcoQuip 2 applications



Coating Removal



Concrete Repair & Restoration



Concrete Cleaning



Concrete Surface Preparation



Steel Surface Preparation

EcoQuip² Vapor Abrasive Blast Equipment

The newest innovation in abrasive blasting

Fast



- 50% faster start-up*
- 50% faster media reload process from empty*
- Faster production rates than previous Graco models and equipment with similar technology

Easy



- Set-up EcoQuip 2 with just **five simple steps**
- No longer need to set pot pressure relative to blast pressure
- Easily adjust blast pressure and use media valve to regulate media

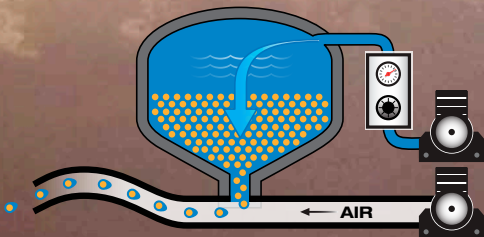
What is Vapor Abrasive Blasting

Vapor Abrasive blasting is similar to dry blasting, except that the blast media is moistened prior to impacting the surface and creates up to 92% less dust.

Less Dust Means Less Containment and Clean-up

Testing conducted by a third-party agency shows that vapor abrasive blasting suppresses up to 92% of dust compared to dry blasting.

Because dust is minimized, less containment may be required and media clean-up time can be reduced. Since EcoQuip 2 uses less water than slurry or other water-based technologies, pools of water aren't left behind, and there is less need to worry about toxic runoff. The end result with EcoQuip 2 is a cleaner, better contained process.



Vapor Abrasive blasting affords fine control over the air pressure and water/abrasive mixture, allowing for blasting of a wider range of surfaces and reducing the amount of media.

*Compared to previous EcoQuip models

Reliable



- Every unit is tested on state-of-the art test bench before it ships
- Unmatched customer and technical support to assist with equipment needs
- Components tested to the toughest Graco standards
- Made in U.S.A.



EcoQuip² Vapor Abrasive Blast Equipment

Engineered to be the best blast equipment on the market

Air inlet filter/ball valve

- Protects blast circuit from incoming debris
- Convenient shut-off point

Lift rings

- 5x loaded lift capacity

Heavy-duty roto-molded tank

- Water hose hook-up
- Capacity for typical 8-hr day

Ventless pot

- No trapped air - consistent blast pattern
- 50% more usable capacity than previous EcoQuip models
- Two layer A-coat/ powder coat for maximum corrosion resistance
- Patent-pending

Hose rack

- Convenient storage for ease of use

Pallet jack and fork truck accessible

- Easy to move
- Access from all sides

Media shelf

- Easier bag load management



EcoQuip 2 EQs elite

MediaTrak™

- Easily monitors media usage

Abrasive meter

- Set abrasive meter for desired performance

Water inlet filter

- See-through design for easy maintenance

Blast pressure regulator

- Set blast pressure for desired performance

Water dose meter

- Additional dust-suppression



EcoQuip 2 EQs elite

Improved funnel design

- 30% faster media fill speed than previous EcoQuip models



Graco water pump

- Enclosed, spring loaded throat seal
- Easy to service air valve

Engineered blast circuit

- Smooth flow design for minimal pressure drop
- Handles low and high air flow/pressure applications



Easy-step

- Reduces fatigue
- Folds in for storage

Fast take-down blast circuit

- Easy to service

Improved pinch valve

- Handles coarse and fine media (12-150 grit)
- Removable hose for service
- Engineered for long life

Dual blast-control

- Allows for both electric or pneumatic blast control hoses
- Patented design

Factory set pot pressure

- No in-field adjustments required
- Consistent blast performance
- Patent-pending

EcoQuip² Pressure Ratings

Finding the correct balance for your blast job



Determine pressure setting for your application

Determining the correct blast pressure for an application is dependent on abrasive media type and nozzle size. There isn't a cut and dry answer and it often varies depending on the project specifications. However, there are general guidelines that many blasters follow. The illustration below depicts typical pressures for common applications. It's always best to start at a lower pressure and work your way up.

56-90 psi

Concrete Cleaning, Building Restoration, Line Stripe Removal, Pitted Paint Removal, Rust Removal, Loose Mill Scale Removal

91-120 psi

Concrete Surface Prep, Exposing Aggregate, Steel Surface Prep, Mill Scale and Coating Removal

25-55 psi

Monument Restoration, Cleaning Soft Stone, Wood, Aluminum, Restoration and Remediation, Efflorescence Removal, Graffiti Removal, Parts Cleaning



121-175 psi

White Metal Blast to Near White Metal Blast, Tight Mill Scale Removal, Removal of Layered Coatings and Polyurea Removal



Remember... the size of your compressor and the cfm output greatly influences what your pressure setting will be and what nozzle to choose. See manual #3A3489 for more information.

Common Abrasive Choices

Knowledge is your greatest asset

Choosing the right abrasive for the application

As a general rule, the finest abrasive necessary to attain the required surface preparation characteristics should be used. A fine abrasive will give more impacts per volume. The more particles in the stream, the more work is accomplished in the same time. When blasting softer surfaces like concrete or wood, less abrasive media should be used. Some examples include crushed glass, glass bead, fine garnet, baking soda or walnut shells.

When preparing iron and steel for a protective coating system, there are additional considerations. Coatings adhere poorly to hard, flat surfaces, so the blaster is required to develop a pattern of indentations that the coating can anchor to, also known as the anchor pattern. **Below is an example of some common media types.**

Abrasives*






Garnet




Crushed Glass



Coal Slag

MESH SIZE	30 - 120	30 - 400	12 - 80
HARDNESS (MOHS)	7 - 7.5 MOHS	5.5 - 7 MOHS	6 - 7.5 MOHS
DENSITY (Spec. Grav.)	3.5 - 4.3 SG	2.5 SG	2.7 SG
SHAPE	Sub Angular	Angular	Angular/ Sub-Angular
COST	\$\$\$	\$	\$
PROFILE			
COMMON APPLICATIONS	Concrete and Steel Surface Preparation, Rust, Layered Coating and Mill Scale Removal	Concrete Surface Preparation, Concrete Restoration & Repair, Fiberglass Paint Removal	Steel Surface Preparation, Rust, Coating and Mill Scale Removal

*EcoQuip handles any abrasive media heavier than water.



Glass Beads



Plastic



Walnut Shells



Baking Soda

30 - 325

12 - 80

6 - 100

40 - 325

5.5 - 6 MOHS

3 - 4 MOHS

3 - 4 MOHS

2 - 2.5 MOHS

2.5 SG

1.5 SG

1.2 - 1.35 SG

2.2 SG

Rounded

Angular

Sub-Angular



Sub-Angular

\$\$\$

\$\$\$

\$\$\$

\$\$



Cleaning Wood, Aluminum and Other Soft Surfaces, Efflorescence Removal

Cleaning Soft, Delicate Surfaces, Aircraft, Auto and Boat Part Cleaning

Cleaning Wood, Aluminum and Other Delicate Surfaces, Paint, Dirt or Grease Removal

Graffiti Removal, Brick and Sandstone Cleaning, Auto Body and Parts Restoration

EcoQuip² Blast Equipment

► Graco Has You Covered



	Mobile	Skids		
MODEL	EcoQuip 2 EQm	EcoQuip 2 EQs	EcoQuip 2 EQs elite	EcoQuip 2 EQs2 elite
Pot Coating	A-Coat/Powder	A-Coat/Powder	A-Coat/Powder	A-Coat/Powder
Pot Capacity (lb)	3.5 cu ft (99.1 L)	6.5 cu ft (184 L)	6.5 cu ft (184 L)	(2x) 6.5 cu ft (184 L)
Water Tank	Polyethylene (accessory only)	Polyethylene	Polyethylene	None
Enclosure	Coated	Coated	Stainless Steel	Stainless Steel
Blast Circuit	1.00 in (25.4 mm)	1.50 in (38.1 mm)	1.50 in (38.1 mm)	1.50 in (38.1 mm)
Frame	None	Coated	Stainless Steel	Stainless Steel
Max Compressed Air	500 cfm	900 cfm	900 cfm	900 cfm
Max Blast Pressure	175 psi (12.1 bar)	175 psi (12.1 bar)	175 psi (12.1 bar)	175 psi (12.1 bar)
Water Dose	not included	No	Yes	Yes
Water Hose Hook Up	Yes	No	Yes	Yes
Nozzle	#7	#8	#8 High Performance	(2x) #8 High Performance
Hose Rack	N/A	No	Yes	Yes
Step	N/A	No	Yes	Yes (2)
Media Strainer	No	No	Yes	Yes (2)
Media Shelf	N/A	No	Yes	Yes (2)
Graco Blast Hose	Yes	Yes	Yes	Yes
Water Tank Filter (saves rust inhibitor)	N/A	Yes	Yes	N/A
Nozzle Pressure Verification Kit	Yes	Yes	Yes	Yes
Manual	3A3489	3A3489	3A3489	3A3489



Trailers		
EcoQuip 2 EQ200t elite (T4i)	EcoQuip 2 EQ400t elite (T3)	EcoQuip 2 EQ400t elite (T4i)
A-Coat/Powder	A-Coat/Powder	A-Coat/Powder
6.5 cu ft (184 L)	6.5 cu ft (184 L)	6.5 cu ft (184 L)
Aluminum, built into trailer	Aluminum, built into trailer	Aluminum, built into trailer
Stainless Steel	Stainless Steel	Stainless Steel
1.50 in (38.1 mm)	1.50 in (38.1 mm)	1.50 in (38.1 mm)
N/A	N/A	N/A
210 cfm	375 cfm	425 cfm
125 psi (8.6 bar)	125 psi (8.6 bar)	175 psi (12.1 bar)
Yes	Yes	Yes
N/A	N/A	N/A
#7 High Performance	#8 High Performance	#8 High Performance
No	No	No
N/A	N/A	N/A
Yes	Yes	Yes
N/A	N/A	N/A
Yes	Yes	Yes
Yes	Yes	Yes
Yes	Yes	Yes
3A3489	3A3489	3A3489

EcoQuip² Technology Leads the Way

Vapor Abrasive blast systems for coating removal and surface prep



Precision and Control

Monitoring abrasive with precision and control is an exclusive feature from Graco. EcoQuip 2 uses MediaTrak and an abrasive meter to quickly and easily set and monitor abrasive consumption rate. The simple, user-friendly screen helps you set media flow to optimal levels for the most effective blast. It tracks pump cycle rate and keeps a grand total so you can schedule maintenance at regular intervals to ensure you always get the best performance from EcoQuip 2.

EcoQuip 2 EQm

Compact, fully portable entry level unit

The built-in hand truck with over-sized wheels makes the EQm easy to move around the jobsite. Don't let the size fool you, this compact blaster is capable of handling any type of project, from cleaning to surface preparation.

- Fits in the bed of most standard pickup trucks
- Blast pressure ranging from 25-175 PSI (1.7-12.1 bar)
- Oversized wheels for easy portability
- Pot size of 3.5 cubic ft (99.1 L) - holds approximately (8) 55 lb bags of media



Model	PN	BLAST CONTROL		ATEX	Description
		Pneumatic*	Electric*		
EQm	262950				Mobile units have coated enclosure and water inlet regulator for hose connection.
EQm	262952*	X			
EQm	262953*		X		
EQm	262954*	X		X	

*Packages include 50 ft (15 m) blast hose with electric or pneumatic blast controls (machine accepts either type of hose), #7 standard nozzle and tool kit.

EcoQuip 2 EQs

High production, entry level skid unit

Graco's EcoQuip 2 EQs vapor blasting equipment is a standalone unit designed to tackle most typical blasting projects. The EQs is built according to tough standards and can be stacked safely on a platform or a ship deck.

- Entry level skid with same performance as higher production units
- Fits inside a 6 ft truck bed for easy transport
- Coated crash frame and enclosure
- 6.5 cubic ft (184 L) pot - holds approximately (16) 55 lb bags of media



BLAST CONTROL

Model	PN	Pneumatic*	Electric*	ATEX	Description
EQs	262960				Standard models have coated crash frame and enclosure.
EQs	262962*	X			
EQs	262963*		X		
EQs	262964*	X		X	

*Packages include 50 ft (15 m) blast hose with electric or pneumatic blast controls (machine accepts either type of hose), #8 standard nozzle and tool kit.

EcoQuip 2 EQs elite

High production, fully-loaded system

The EcoQuip 2 EQs Elite is built for contractors that want the best. Equipped with a stainless steel crash frame and enclosure, hose rack, step, media strainer, water dose valve and a media shelf, this fully-loaded system makes it easy to get setup faster and start making money.

- Fits inside a 6 ft truck bed for easy transport
- Built to handle the toughest work conditions
- Crash frame supports 5x lift rating of machine
- 6.5 cubic ft (184 L) pot - holds approximately (16) 55 lb bags of media



BLAST CONTROL

Model	PN	Pneumatic*	Electric*	ATEX	Description
EQs elite	262970				Elite models include SST crash frame, SST enclosure, water dose valve, bag management (step & shelf), hose rack, air inlet filter/ball valve and media strainer kit.
EQs elite	262972*	X			
EQs elite	262973*		X		
EQs elite	262974*	X		X	

*Packages include 50 ft (15 m) blast hose with electric or pneumatic blast controls (machine accepts either type of hose), #8 HP nozzle and tool kit.

EcoQuip² Technology Leads the Way

Vapor Abrasive blast systems for coating removal and surface prep

EcoQuip 2 EQs2 elite

Twice the production rate

EcoQuip EQs2 operates on a single compressor with two nozzles to double your production rate, which makes your big jobs a more profitable task. Now you don't have to worry about bringing two separate skid units to the job.

- Two 6.5 cubic ft (184 L) blast pots, two 50 ft (15 m) Graco blast hose, two #8 HP nozzles, two electric or pneumatic blast controls
- Water dose valve, step, media shelf, hose rack, air inlet filter/ ball valve and media strainer kit
- Stainless steel crash frame and enclosure



Model	PN	BLAST CONTROL		ATEX	Description
		Pneumatic*	Electric*		
EQs2 elite	262980				Elite models include SST crash frame, SST enclosure, water dose valve, bag management (step & shelf), hose rack, air inlet filter/ball valve and media strainer kit.
EQs2 elite	262982*	X			
EQs2 elite	262983*		X		
EQs2 elite	262984*	X		X	

*Packages include 50 ft (15 m) blast hose with electric or pneumatic blast controls (machine accepts either type of hose), #8 HP nozzle and tool kit.

EcoQuip 2 EQ200t elite

Mid-tier towable abrasive blasting trailer complete with integrated blast system and diesel compressor

Designed for mid to high production projects, the EQ200t mobile vapor abrasive blasting equipment is self-contained with trailer, engine, and 200 CFM @ 125 PSI compressor, making it ready to go.



Model	PN	BLAST CONTROL		Emissions	Description
		Pneumatic*	Electric*		
EQ200t elite	262990			T4i	All trailers are elite models, which include water dose valve and SST enclosure.
EQ200t elite	262991*	X		T4i	
EQ200t elite	262992*		X	T4i	

*Packages include 50 ft (15 m) blast hose with electric or pneumatic blast controls (machine accepts either type of hose), #7 HP nozzle and tool kit.

EcoQuip 2 EQ400t elite

Largest towable abrasive blasting trailer complete with integrated blast system and diesel compressor

The EcoQuip 2 EQ400t vapor blast machine is designed for the toughest high production projects and comes with two compressor options. The first option is a Tier 3 compressor with 375 CFM @ 125 PSI. The second option is a Tier 4i compressor with 425 CMF @ 175 PSI.



BLAST CONTROL

Model	PN	Pneumatic*	Electric*	Emissions	Description
EQ400t elite	262993			T3	All trailers are elite models, which include water dose valve and SST enclosure.
EQ400t elite	262994*	X		T3	
EQ400t elite	262995*		X	T3	
EQ400t elite	262996			T4i	
EQ400t elite	262997*	X		T4i	
EQ400t elite	262998*		X	T4i	

*Packages include 50 ft (15 m) blast hose with electric or pneumatic blast controls (machine accepts either type of hose), #8 HP nozzle and tool kit.



Graco Tool Kit

Every EcoQuip 2 model is equipped with a Graco tool kit. The kit includes spare check valve, blast circuit wrenches, nozzle and cam-lock gaskets, spare fuses, TSL, whip-checks for blast hoses, 12 volt connection cable for electric blast hoses, pressure verification tool and blast circuit wrenches. Elite models are additionally equipped with the media pot strainer.

EcoQuip² Blast Hose and Accessories

Providing continuous improvement in our product offering

Graco Blast Hose

Designed for flexibility and ergonomics, Graco blast hose can reduce fatigue and improve jobsite efficiencies while withstanding rugged blasting environments. Graco branding and identification of its standard 175 psi (12 bar, 1.2 MPa) pressure rating, 1.00 in or 1.25 in diameter helps customers easily know which hose to use with EcoQuip 2 vapor abrasive blast equipment. Brass fittings are designed to last longer than plastic and are used on both standard and elite units. The new Graco hoses are also grounded for ATEX marked equipment.



Graco Nozzles

Graco now offers eight nozzle choices to fit the wide range of blasting applications in commercial and industrial markets. Nozzles have an easy-grip knurl on the outside and a silicon carbide blend insert for long life. Branded blue for Graco means exceptional wear resistance and performance you can depend on.

Available in the following standard and high performance sizes:

7, 8, 10, 12, 6 HP, 7 HP, 8 HP, 10 HP





Graco Nozzle Extension and Handles

Blasting on horizontal or large vertical surfaces is tough duty. Use Graco nozzle extensions and either a square or side handle for less fatigue to tackle the toughest jobs. The extension goes between the hose and any Graco nozzle. The kit comes with both handles for convenience.

EcoQuip 2 Accessories Ordering Information

Hoses

26A074	Blast hose, replacement, 50 ft (15 m), electric, 1.00 in ID	25A253	Bull hose, 1.5 in x 25 ft (7.6 m)
26A075	Blast hose, replacement, 50 ft (15 m), pneumatic, 1.00 in ID	25A254	Bull hose, 1.5 in x 50 ft (7.6 m)
26A076	Blast hose, extension, 50 ft (15 m), electric, 1.00 in ID	17D788	Blast control switch, pneumatic 17L331 Blast control switch, electric
26A077	Blast hose, extension, 50 ft (15 m), pneumatic, 1.00 in ID	17D786	Hose restraint / whip check
26A024	Blast hose, replacement, 50 ft (15 m), electric, 1.25 in ID	17D787	Blast hose coupler pin kit (6 pack)
26A025	Blast hose, replacement, 50 ft (15 m), pneumatic, 1.25 in ID	17C124	Gasket, hose coupler. Fits either 1.0 or 1.25 in ID hose
26A026	Blast hose, extension, 50 ft (15 m), electric, 1.25 in ID	17K376	Cable, adapter, blast control, for using EQ2 blast hose on EQ1 systems
26A027	Blast hose, extension, 50 ft (15 m), pneumatic, 1.25 in ID	17L273	Coupler, 1.25 in ID hose, brass
		17L309	Gasket, abrasive hose cam lock (10 pack)

Nozzles

17J859	Nozzle, #7 standard	17J858	Nozzle, #10 high performance
17J860	Nozzle, #8 standard	26A029	Kit, nozzle extension, 24 in (0.6 m) with handles
17J861	Nozzle, #10 standard	17J958	Kit, nozzle pressure verification
17J862	Nozzle, #12 standard	17L119	Kit, gasket, blast nozzle (5 pack)
17K898	Nozzle, #6 high performance	17L274	Nozzle holder, 1.25 in ID hose, brass
17J855	Nozzle, #7 high performance	17L276	Nozzle holder, 1.0 in ID hose, brass
17J856	Nozzle, #8 high performance		

Accessories

17G833	Kit, hose rack, SST, skid elite units	17K058	Kit, water dose upgrade
17K025	Kit, pot strainer	206994	Kit, Throat seal liquid
17K026	Kit, bag shelf, SST, elite skid units	17B186	Kit, pump repair, fluid section
17K045	Kit, water tank inlet with float valve	17C129	Kit, main air regulator repair, mobile unit
17L332	Kit, pump inlet filter	17C131	Kit, main air regulator repair, skid or trailer units
26A007	Kit, step, skid unit	17K051	Kit, pinch hose replacement
26A022	Kit, demo water tank, 25 gal (95 L), EQm	24Z005	Kit, inlet ball valve/strainer kit, EQ2 units
26A093	Kit, water tank filter w/adaptor (5 pack)	17D790	Kit, gasket, handway

AMERICAS

MINNESOTA

Worldwide Headquarters
Graco Inc.
88 -11th Avenue N.E.
Minneapolis, MN 55413

MAILING ADDRESS

P.O. Box 1441
Minneapolis, MN 55440-1441
Tel: 612-623-6000 Fax: 612-623-6777

EUROPE

BELGIUM

Graco BVBA
Industrieterrein-Oude Bunders
Slakweidestraat 31
B-3630 Maasmechelen,
Belgium
Tel: 32 89 770 700 Fax: 32 89 770 777

ASIA PACIFIC

AUSTRALIA

Graco Australia Pty Ltd.
Suite 17, 2 Enterprise Drive
Bundoora, Victoria 3083
Australia
Tel: 61 3 9468 8500 Fax: 61 3 9468 8599

CHINA

Graco Hong Kong Ltd.
Shanghai Representative Office
Building 7
1029 Zhongshan Road South,
Huangpu District
Shanghai, 200011
The People's Republic of China
Tel: 86 21 649 50088 Fax: 86 21 649 50077

INDIA

Graco Hong Kong Ltd.
India Liaison Office
Room 443, Level 4
Augusta Point, Golf Course Road
Gurgaon, Haryana, India 122001
Tel: 91 124 435 4208 Fax: 91 124 435 4001

JAPAN

Graco K.K.
1-27-12 Hayabuchi
Tsuzuki-ku
Yokohama City, Japan 2240025
Tel: 81 45 593 7300 Fax: 81 45 593 7301

KOREA

Graco Korea Inc.
Shinhan Bank Building
4th Floor #1599
Gwanyang-Dong, Dongan-Ku,
Anyang-si, Korea 431-060
Tel: 82 31 476 9400 Fax: 82 31 476 9801

©2016 Graco Inc. ELECTRONIC ONLY 349632 Rev. B 05/16
All other brand names or marks are used for identification purposes
and are trademarks of their respective owners. All written and visual
data contained in this document are based on the latest product
information available at the time of publication. Graco reserves the
right to make changes at any time without notice.



Graco Has You Covered

Facilities Worldwide for Global Support



Quality First

At Graco we pride ourselves on providing best-in-class products. Engineered solutions are manufactured in our own facilities, with the highest standards in the industry. We provide you with world-class customer support and expertise to help solve your application challenges.



Global Reach

Graco has facilities across the globe to provide you with the products and service you need, where you live. Plus, Graco has dedicated field experts in all areas of the world to support the products we sell.



Product Capabilities

Graco has a broad range of products that are engineered and tested to perform in the harshest environments so you can be certain your equipment is protected and working at peak performance.



Contact us today!

SYNTECH - SURFACE FINISHING SPECIALISTS

0800 SYNTECH

PHONE: 0800 796 8324



SYNTECH - SURFACE FINISHING SPECIALISTS
PO BOX 19-341, 12B SAUNDERS PLACE
AVONDALE, AUCKLAND, NEW ZEALAND
PH: +64 820 2121, FAX: +64 9 820 0101
EMAIL: sales@syntechnz.com